

# EMC Components

## Common Mode Filters

### SMD

## ZJYS81 Series

### FEATURES

- Operating temperature range covers from -40 to +125°C.
- Non-dissolution of the abutment amounts in circuit board mounting.
- The products contain no lead and also support lead-free soldering.
- This product does not contain regulated substances that are slated to be included in RoHS.

### APPLICATIONS

CAN-BUS system, facsimiles, modems, ISDN

### PACKAGING STYLE AND QUANTITIES

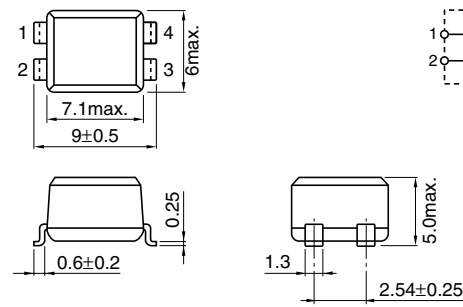
Packaging style	Quantity
Taping	1500 pieces/reel

### PRODUCT IDENTIFICATION

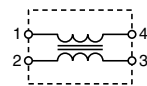
ZJYS81R5 - 2P L 25 (T) - G01  
(1) (2) (3) (4) (5) (6)

- (1) Series name
- (2) Number of line  
2P: 2-line
- (3) Winding type  
L: Sector  
No mark: Bifilar
- (4) Product identification number
- (5) Packaging style  
T:  $\phi$ 330mm reel taping
- (6) TDK internal code

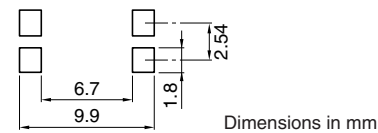
### SHAPES AND DIMENSIONS



### CIRCUIT DIAGRAM




### RECOMMENDED PC BOARD PATTERN



Dimensions in mm

Weight: 0.4g

Dimensions in mm



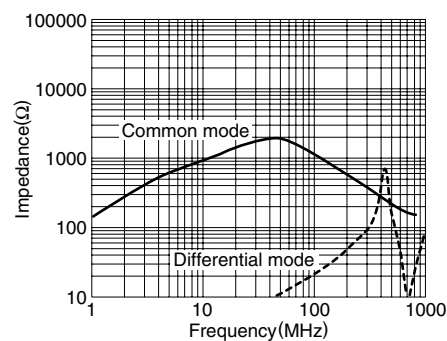
### ELECTRICAL CHARACTERISTICS

Part No.	Common mode impedance ( $\Omega$ )[10MHz]		DC resistance ( $\Omega$ )max.	Rated current (A)max.	Insulation resistance (M $\Omega$ )min.	Rated voltage (V)max.
	min.	typ.				
ZJYS81R5-2P24-G01	500	1000	0.15	0.5	100	80
ZJYS81R5-2P50-G01	1000	2000	0.25	0.5	100	80
ZJYS81R5-2PL25-G01	600	1000	0.25	0.5	100	80
ZJYS81R5-2PL51-G01	1000	2000	0.3	0.5	100	80

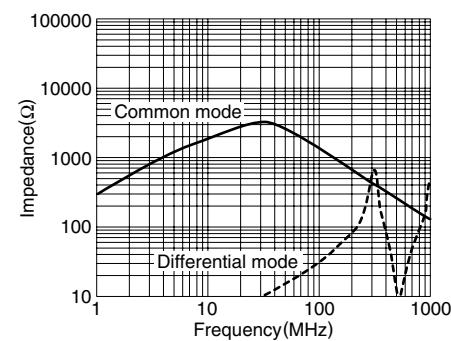
### TYPICAL ELECTRICAL CHARACTERISTICS

#### IMPEDANCE vs. FREQUENCY CHARACTERISTICS

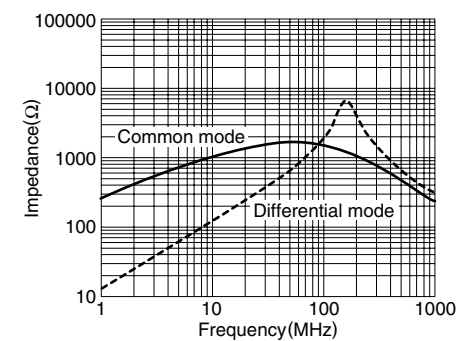
##### ZJYS81R5-2P24



##### ZJYS81R5-2P50



##### ZJYS81R5-2PL25



# EMC Components

## Common Mode Filters

### SMD

## ZJYS81 Series

### TYPICAL ELECTRICAL CHARACTERISTICS

#### IMPEDANCE vs. FREQUENCY CHARACTERISTICS

