

Ferrite Cores

For Round Cable

Cylindrical

RH Series

FEATURES

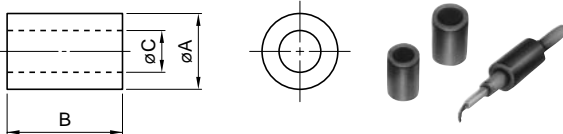
- For use with round cables, both the clamp-on type and the regular type cores are available. Clamp-on cores can be attached to an existing cable while avoiding removal or cutting of the cable.

APPLICATIONS

Imaging devices, audio equipment, automotive electronics, telecommunication devices, office automation equipment, and digital interface various other cables.

- Absorption EMI and penetrating noise
- Prevent parasitic oscillation

SHAPES AND DIMENSIONS/CHARACTERISTICS



MATERIAL CHARACTERISTICS

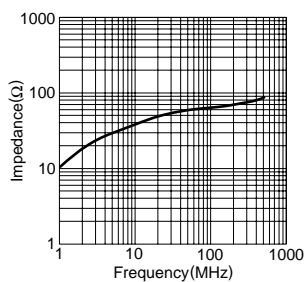
Material	Initial permeability μ_i	Temperature factor of initial permeability $\alpha_{\mu ir} \times 10^{-6}/^{\circ}\text{C}$	Curie temperature T_c ($^{\circ}\text{C}$)	Saturation magnetic flux density B_s (mT)
HF70	1500	1 to 6	>100	280[H=1600A/m]
HF57	600	3 to 15	>150	370[H=4000A/m]

Part No.	Dimensions(mm)			Impedance Z (Ω)[at 23 $^{\circ}\text{C}$]	
	A	B	C	10MHz typ.	100MHz typ.
HF70RH8X8X4	8.0 \pm 0.2	8.0 \pm 0.2	4.0 \pm 0.2	39	63
HF70RH10X20X5	10.0 \pm 0.3	20.0 \pm 0.5	5.0 \pm 0.2	81	154
HF70RH12X15X7.3	12.0 \pm 0.3	15.0 \pm 0.5	7.3 \pm 0.2	44	83
HF70RH12.3X20X7	12.3 \pm 0.3	20.0 \pm 0.5	7.0 \pm 0.2	75	124
HF70RH13X20X5	13.0 \pm 0.3	20.0 \pm 0.5	5.0 \pm 0.2, -0	127	210
HF70RH14X14X10	14.0 \pm 0.3	14.0 \pm 0.3	10.0 \pm 0.25	33	60
HF70RH14.3X14.3X6.35	14.3 \pm 0.3	14.3 \pm 0.3	6.35 \pm 0.2	70	130
HF70RH14.3X28.6X6.35	14.3 \pm 0.3	28.6 \pm 1.0	6.35 \pm 0.2	125	210
HF70RH14X28X8	14.0 \pm 0.5	28.0 \pm 1.0	8.0 \pm 0.5	110	185
HF70RH16X12X9.1	16.0 \pm 0.3	12.0 \pm 0.4	9.1 \pm 0.3, -0	45	74
HF70RH16X17X9	16.0 \pm 0.5	17.0 \pm 0.5	9.0 \pm 0.5	60	120
HF70RH16X28X9	16.0 \pm 0.5	28.0 \pm 1.0	9.0 \pm 0.5	100	185
HF70RH16X28X10	16.0 \pm 0.3	28.0 \pm 0.7	10.0 \pm 0.25	70	130
HF70RH17.4X28.57X9.5	17.4 \pm 0.5	28.57 \pm 1.0	9.5 \pm 0.5	90	200
HF70RH19X29X13	19.0 \pm 0.5	29.0 \pm 1.0	13.0 \pm 0.5	80	145
HF70RH26X29X13	26.0 \pm 0.5	29.0 \pm 1.0	13.0 \pm 0.5	145	220

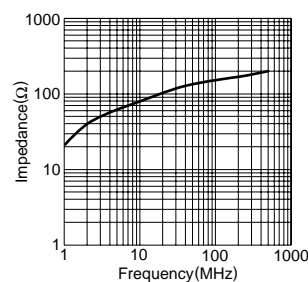
TYPICAL ELECTRICAL CHARACTERISTICS

IMPEDANCE vs. FREQUENCY CHARACTERISTICS

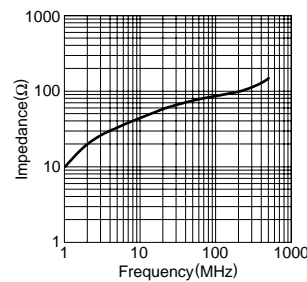
HF70RH8X8X4



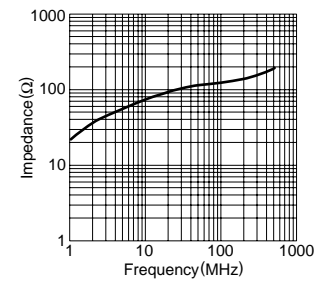
HF70RH10X20X5



HF70RH12X15X7.3



HF70RH12.3X20X7



Ferrite Cores

For Round Cable

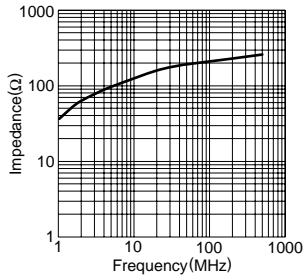
Cylindrical

RH Series

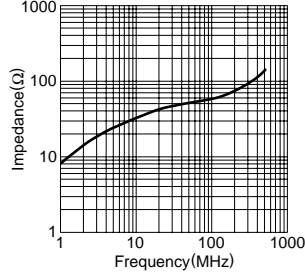
TYPICAL ELECTRICAL CHARACTERISTICS

IMPEDANCE vs. FREQUENCY CHARACTERISTICS

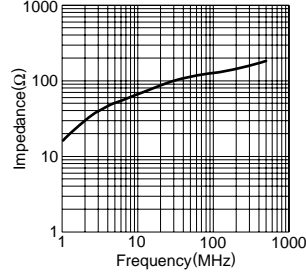
HF70RH13X20X5



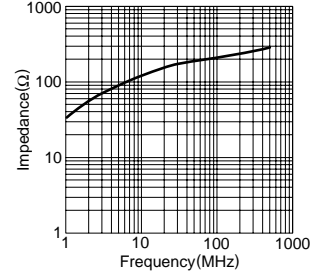
HF70RH14X14X10



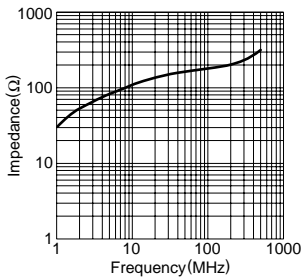
HF70RH14.3X14.3X6.35



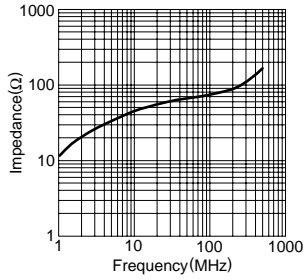
HF70RH14.3X28.6X6.35



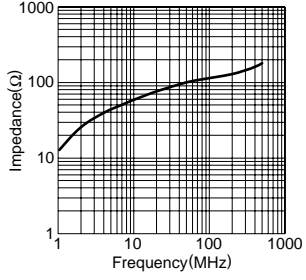
HF70RH14X28X8



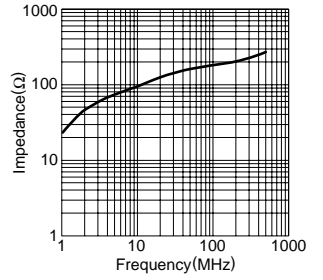
HF70RH16X12X9.1



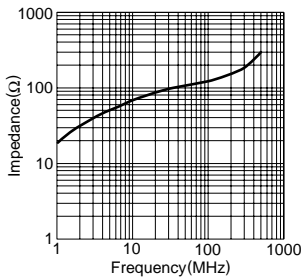
HF70RH16X17X9



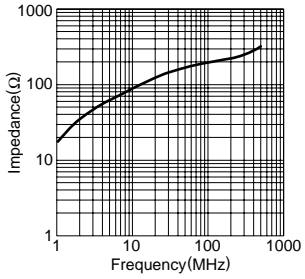
HF70RH16X28X9



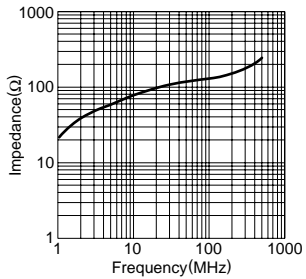
HF70RH16X28X10



HF70RH17.4X28.57X9.5



HF70RH19X29X13



HF70RH26X29X13

